

PARENT SURVEY SUMMARY

River Valley School District



225

Respondents

31%

Response Rate

December 2024

Survey Start Date

-

Previous Survey Date

INDEX SCORES

The following indexes are designed to provide educational leaders with a snapshot of survey results. Key questions within the survey are used to build each index score. The score is the average (on a five-point scale) and is used to calculate year-over-year change and comparisons with other schools.

RESPONSE SCALE






Scores are calculated based on the following:

Strongly Agree = 5

Disagree = 2

Agree = 4

Strongly Disagree = 1

INDEX	RIVER VALLEY SCORE	COMPARISON SCORE
 INFORMED I am kept up to date on my child's progress and what's happening at school.	3.93	3.96
 INCLUDED I am welcomed, respected, and part of the school community.	3.80	3.88
 EDUCATIONAL EXCELLENCE My child's school is effective in helping them learn, develop, and succeed.	3.62	3.77
 ATMOSPHERE My child feels safe and supported at school.	3.91	3.98
 EXPERIENCE My family is accepted, respected, and supported at school.	3.96	3.99

INDIVIDUAL ITEM ANALYSIS The table below identifies the top three and bottom three survey items based on River Valley's score.

STRENGTHS	% AGREE	RIVER VALLEY SCORE	COMPARISON SCORE
School staff treat my child with dignity and respect.	92%	4.13	4.14
I feel welcome in my child's school.	90%	4.10	4.17
I have at least one school staff member I feel comfortable contacting when I have an idea or concern.	91%	4.09	4.10
AREAS FOR IMPROVEMENT	% AGREE	RIVER VALLEY SCORE	COMPARISON SCORE
There is a healthy culture at our school.	79%	3.69	3.73
The school provides opportunities for parental involvement	78%	3.67	3.81
I am satisfied with our school's efforts to address bullying.	67%	3.35	3.42

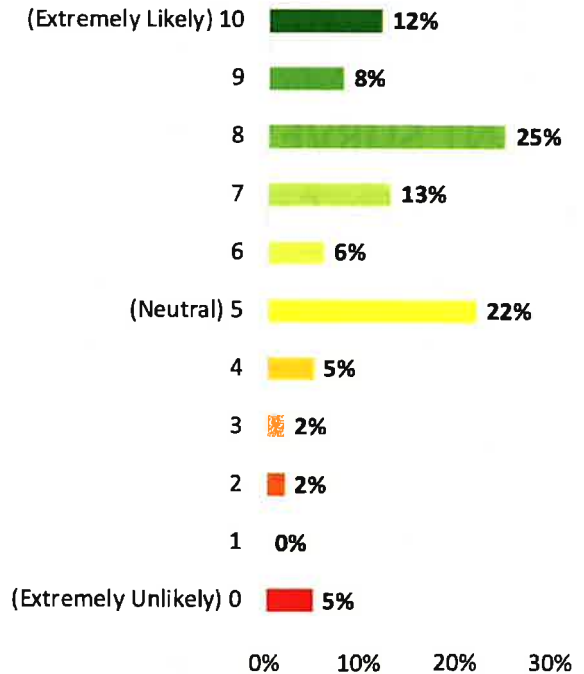
OVERALL SATISFACTION

The survey asked a summative question based on a ten-point scale.

On a scale of 0 – 10, how likely would you be to recommend our school(s) to a friend or family member?

River Valley Average: 6.49

Comparison Average 7.61



SCHOOL	RIVER VALLEY SCORE
River Valley School District	6.49
Early Learning Center	7.25
Elementary School	6.64
Middle School	6.55
High School	6.06



Now that you better understand the key issues, it's time to act. The next step is developing and sharing your plan of action.

If you need help making sense of these results and/or gathering the perceptions data from your other stakeholders, please call 262.644.4300 or email help@schoolperceptions.com.

Remember, before you can solve any problem, you must first define it.

SCH%L PERCEPTIONS
Measuring what matters

262.644.4300 | schoolperceptions.com

